

# Remote Control Computing

Neil Herber for MUGOO 2016-05-30

# The problem ...



- ▶ You want your 14-year-old nephew (a Mac whiz) to help you convert your email from POP to IMAP
- ▶ But he lives in Vancouver ...
- ▶ The solution? He needs some kind of remote control of your Mac.



# There are actually *MANY* solutions ...

- ▶ Timbuktu - very old Mac product, production stopped in 2015, but there is a 5-year support window

<http://www.macupdate.com/app/mac/6389/timbuktu-pro>



- ▶ VNC - Virtual Network Computer, many flavours available

- ▶ <https://www.realvnc.com/products/vnc/documentation/5.0/installing-removing/macosx>


- ▶ <https://itunes.apple.com/ca/app/remote-desktop-vnc/id472995993?mt=12>

- ▶ <https://sourceforge.net/projects/chicken/>



- ▶ Back to My Mac <https://support.apple.com/en-ca/HT204618>

- ▶ TeamViewer <http://www.teamviewer.com/en/>




# My preference: TeamViewer

- ▶ Easy to set up.
- ▶ Easy to use.
- ▶ FREE for non-commercial use.
- ▶ Cross-platform and cross-device.
- ▶ Secure.
- ▶ You can always stay in control.

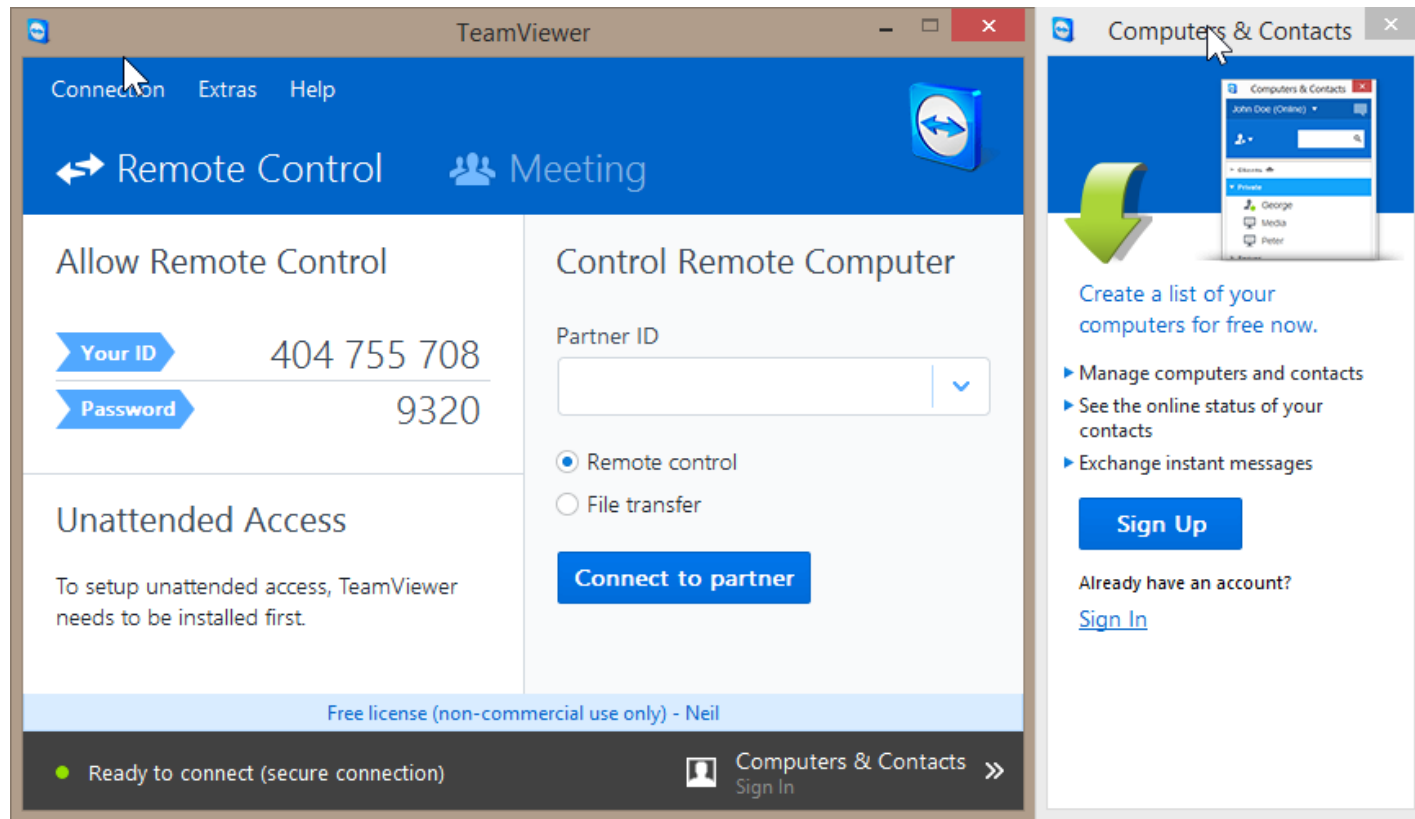
# How to start and use ...

- ▶ Download from <http://www.teamviewer.com/en/download/mac/>



- ▶ Install on BOTH devices.
- ▶ Start both up.
- ▶ Use a phone for comms and connect (ID/pw).
- ▶ Control!

# The starting screen ...



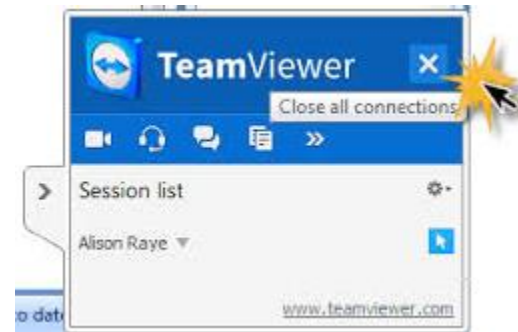
# Connect ...



- ▶ Uncle in Ottawa tells nephew in Vancouver his ID.
- ▶ Nephew selects “Control Remote Computer” and enters ID
- ▶ Nephew asks for password.
- ▶ Uncle gives nephew one-time password.
- ▶ Nephew enters password.
- ▶ Access granted!

# Take control!

- ▶ Nephew can completely control uncle's machine.
- ▶ Uncle can cut off access at any time
  - ▶ Such as after nephew starts to open a “private” folder
- ▶ Be SURE to close the connection after use.
- ▶ In general, DO NOT use the “Unattended access” feature.



# Demo ...

- ▶ Neil connecting to and controlling Ferriss' machine.

